

## ROUTINE MAINTENANCE TIPS

### PROTECT FROM DIRECT SUNLIGHT

Use blinds, curtains, or UV-protective window treatments in areas where sunlight is intense. Prolonged UV and heat exposure can lead to discolouration and damage over time.

### KEEP IT CLEAN

- Sweep regularly with a soft-bristled broom, microfiber mop, or dust-attracting electrostatic mop.
- Vacuum using a soft head designed for hard floors. Ensure there are no metal or abrasive parts that could scratch the surface.
- Wipe up spills immediately with a soft cloth or paper towel.

### AVOID HARSH CLEANING TOOLS

Do not use abrasive pads, steel wool, or hard-bristled brushes on laminate surfaces. These can damage the wear layer and dull the finish.

### RUGS & MATS

- Avoid placing rugs or mats on newly installed floors for the first 6–8 weeks to ensure even exposure to natural light.
- Use only rugs with pH-neutral or non-staining backings.
- Mats should be placed at all entrances to catch dirt, grit, and moisture from foot traffic.
- Use area rugs in high-traffic zones to reduce surface wear.

### FURNITURE & PETS

- Attach soft felt pads to all furniture legs. Check periodically to ensure no grit is caught underneath.
- Keep pet nails trimmed to minimise scratches or dents.
- Avoid dragging or sliding furniture across the floor. Always lift and use protective aids like trolleys or floor runners.

### STICKY MESSSES & HEAVY CLEANING

For stubborn spills or built-up dirt, use a lightly damp mop with warm water and a pH-neutral, non-abrasive cleaner suitable for laminate floors. We recommend trusted brands such as BONA or LOBA. Avoid general-purpose supermarket cleaners that may be too harsh and damage the surface.

## PREVENTATIVE MEASURES

### NO STEAM OR WET MOPPING

Avoid excessive moisture. Do not use steam cleaners, wet mops, or robotic mops with water dispersion. These can cause swelling, warping, and damage to the locking system.

### AVOID WAXES AND HARSH CHEMICALS

Common household cleaning products, waxes, and detergents can wear down the protective coating and reduce the floor's lifespan.

### ROLLER CHAIRS AND CASTORS

Use protective mats under rolling office chairs or furniture with castor wheels to prevent indentations and excessive wear.

### ENVIRONMENTAL CONDITIONS

Keep indoor humidity between 35% and 50%. Excessively dry or humid environments may affect the stability of your flooring.

### POTTED PLANTS & PET AREAS

Place trays or protective barriers under indoor plants and pet feeding stations to prevent water damage or staining.

### REPAIRS AND REPLACEMENTS

In the event of localized damage (scratches, chips, or dents), affected planks can be individually replaced. Always keep some spare planks from your original purchase to assist with future repairs.

## DISCLAIMER

These guidelines are intended to assist in the care and maintenance of your Timberly Floors laminate products. Timberly Floors is not liable for any damage resulting from improper installation, misuse, or failure to follow these recommendations. Always consult with your flooring professional for advice tailored to your specific situation.

## CONTACT US

 [www.timberly.com.au](http://www.timberly.com.au)

 1300 064 709

 [info@timberly.com.au](mailto:info@timberly.com.au)


 **Timberly Floors**  
BUILT TO LAST. DESIGNED TO IMPRESS.


## VISUAL EXAMPLES





## WHY CHOOSE TIMBERLY LAMINATE FLOORING?


Timberly Laminate Flooring is designed to handle the demands of everyday life with style and strength. Here's why it's a smart choice for your home:


- 

**DURABLE & IMPACT-RESISTANT**  
Built to withstand daily wear and tear, our laminate flooring holds up well under pressure from foot traffic, furniture, and daily use.
- 

**SCRATCH-RESISTANT SURFACE**  
The tough wear layer offers protection against light scratches, including those caused by pet claws or sharp objects.
- 

**WATER-RESISTANT PROTECTION**  
Everyday spills and stains can be wiped away quickly without damaging the surface or seeping between the boards.
- 

**STYLISH & LONG-LASTING**  
Enjoy the timeless look and natural beauty of timber-inspired designs that elevate any room's appearance for years to come.
- 

**ECO-FRIENDLY CHOICE**  
Crafted with sustainability in mind, our laminate flooring is safe for both your family and the environment.
- 

**AFFORDABLE QUALITY**  
Get the premium look and performance of high-end flooring without the hefty price tag.

Timberly Laminate Flooring offers the perfect blend of beauty, performance, and value, making it an ideal choice for modern living.

## TIMBERLAY CLASSIC LAMINATE 12.3MM

Premium Looks  
Everyday Durability

### 1. COST-EFFECTIVE & LONG-LASTING

A smart, budget-friendly flooring solution that delivers impressive strength and resilience – a perfect fit for busy households and light commercial settings.

### 2. EYE-CATCHING AESTHETIC

Designed to mimic the natural beauty of hardwood, the Timberlay Classic range brings warmth, depth, and timeless elegance to your interiors.

### 3. HEALTH-FOCUSED DESIGN

Manufactured with indoor air quality in mind, Timberlay Classic meets E0 emission standards—minimising VOCs to ensure a safer, healthier indoor environment for families and workplaces.

### 4. BUILT FOR PERFORMANCE

Engineered with AC4-rated surface protection, this laminate stands up to wear, scratches, and everyday impacts—making it ideal for both residential and general commercial applications.

### 5. DIVERSE COLOUR RANGE

Available in 5 striking decors inspired by authentic timber grains, the Timberlay Classic range offers broad design flexibility, effortlessly complementing modern, traditional, and bespoke interiors.

## SPECIFICATIONS

Timberly, Classic Laminate Series  
Stylish, Strong & Built to Last

Discover the perfect balance of design and durability with Timberly Classic Laminate Flooring. The Timberly Classic series offers a wide selection of modern, elegant finishes inspired by the natural beauty of European and Australian timbers.

Crafted for long-term performance, this high-quality laminate is engineered to handle daily wear with ease. It's scratch-resistant, water-resistant, and built with a robust core that ensures dimensional stability over time. Rated AC4 / Class 32, it's a reliable flooring solution for both busy homes and light commercial spaces.

Type: Laminate Flooring	Edging: 4-sided micro bevel
Thickness: 12.3mm	Board per pack: 6 pieces
Surface: Matt finish	Pack size: 1.4373sqm
Board width: 197mm	Grade: AC4
Board length: 1216mm	Environmental rate: E0
Joint: Short Edge Drop Lock, Long Edge Click	Weight: 15.4kg / ctn



## TIMBERLY FLOORS CARE & MAINTENANCE GUIDE

Timberly Classic Series and Similar Ranges

Proper care and regular maintenance are essential for keeping your laminate floor in top condition. With the right approach, your floor will provide long-lasting beauty, durability, and a welcoming atmosphere for years to come.

These maintenance tips follow industry best practices and are designed to help you protect your investment. If you have any questions, please contact Timberly Floors on 1300 064 709 or email us at [info@timberly.com.au](mailto:info@timberly.com.au) for guidance).

SILVER DUNE

BANKSIA BLONDE

BAROSSA OAK

BLACKBUTT

SPOTTED GUM